


Spare parts suitable for:
ADLER





Wash and rinse systems

Page 4



Various and air traps

Page 7




Drain and filter systems

Page 8



Door and hood components

Page 11



Electrical components

Page 13



Dosing pumps

Page 15



Heating elements and boilers

Page 15




Pumps and components

Page 17

A Wash and rinse systems Rinse systems


Suitable for Adler



Item	Order	Description	Model	OEM
1	524001	wash arm upper	B101, B102, B103, DS11, DS13, DS101, DS103	10210
2	524002	wash arm lower		10218
3	524003	wash arm upper	B201, B203, DS21, DS23, DS201, DS203	10212
4	524004	wash arm lower		10219



Item	Order	Description	Model	OEM
1	524050	wash jet cap		10383
2	510773	wash jet swirl		10384



Item	Order	Description	Model	OEM
1	524005	wash arm upper	B301, B303	10213
2	524006	wash arm lower	B301, B303	10220
3	510781	wash jet	B301, B303	10385
4	524429	wash arm	B301F/B103F	11415 11419




Item	Order	Description	Model	OEM
1	524007	rinse arm	B101, B102, B103, DS101, DS103, DS11, DS13	10205
2	524008	rinse arm	B201, B203, DS201, DS203, DS21, DS23	10206
3	524009	rinse arm	B301, B303	10207
4	524018	rinse arm	B100, B100H	10208



Item	Order	Description	Model	OEM
1	524051	rinse jet cap		10381
2	524052	rinse jet swirl		10382
3	524053	gasket/ jet		60002
4	524054	gasket		60004
5	524055	gasket/ boiler		60001



Item	Order	Description	Model	OEM
1	524050	wash jet cap		10383
2	510773	wash jet		10384
3	510774	rinse jet		10603
4	510775	rinse jet elbow	CF11, CF103, DSF11, DSF13, DSF201,	10389
5	524080	lock screw	DSF103	10606
6	524081	bush		11351
7	524082	pin		11914
8	524083	spindle holder		11917



Item	Order	Description	Model	OEM
1	510772	wash jet cap		11410
2	510773	wash jet	B101F, B103F, B303F	10384
3	510775	rinse jet/ fixed arm		10389
4	510774	rinse jet	B101F, B103F	10603
5	524080	lock screw	B101F, B103F	10606
6	524084	bush	B101F, B103F	11350
7	524085	pin	B101F, B103F	11352
8	524086	disc	B101F, B103F	10605



Item	Order	Description	Model	OEM
1	510777	rinse jet inner	B303F	10387
2	510778	rinse jet	B303F	10388
3	524087	lock nut	B303F	10459
4	524081	bush	B303F	11351
5	524088	bush	B303F	11907
6	524089	pin	B303F	11489
7	524090	disc	B303F	10512



Item	Order	Description	Model	OEM
1	524010	wash and rinse arm	B40, B41	10266
2	524091	wash arm support upper	B40, B41	10238
3	524092	gasket	B40, B41	60014
4	524093	flange	B40, B41	10610



Item	Order	Description	Model	OEM
-	n.l.a.	wash arm support	B101F, B103F	11408
1	524094	wash arm support lower	B40, B41	10239
2	524091	wash arm support upper	B40, B41	10238
3	524092	gasket	B40, B41	60014
4	524093	flange	B40, B41	10610



Item	Order	Description	Model	OEM
1	524084	bush	B40, B41	11350
2	524085	spindle	B40, B41	11352
3	524086	seal	B40, B41	10605
4	524094	wash arm support lower	B40, B41	10239
5	524080	lock screw	B40, B41	10606
6	524056	wash jet cap	B40, B41	10602
7	510773	wash jet	B40, B41	10384
8	510774	rinse jet	B40, B41	10603




Item	Order	Description	Model	OEM
1	524104	spindle	Compact, CF35,	15007
2	524105	wash arm support	CF235	15018
3	524106	spindle holder	CF40, D2240	15036
4	524107	wash arm support	CF40, D2240	15038
5	524108	O-ring	CF40, D2240	60076



Item	Order	Description	Model	OEM
1	524011	wash and rinse arm		12169
2	524095	lock nut	Compact, CF35,	12020
3	524081	bush	CF40, CF235,	11351
4	524057	wash arm cap	DS240, DS400,	12010
5	524058	O-ring	DS412	60071



Item	Order	Description	Model	OEM
1	524109	wash arm support upper	DS400, DS401,	12007
2	524110	wash arm support lower	DS410	12008
3	524111	wash arm support upper	DS412	15030
4	524112	wash arm support lower	DS412	15031
5	524108	O-ring		60076



Item	Order	Description	Model	OEM
1	524059	rinse jet		12015
2	524060	O-ring		60073
3	524061	rinse jet cap	Compact, CF35,	12014
4	524062	rinse arm cap	CF40, CF235, DS240,	12013
5	524063	O-ring	DS400, DS412	60060
6	524097	spindle		12017
7	524098	disc		15547



Item	Order	Description	Model	OEM
1	524012	wash arm	A350, A500	10254
2	524013	wash arm	A350, A500	10260
3	524014	wash arm	A720	10257
4	n.l.a.	wash arm	A720	10263

Suitable for Adler




Item	Order	Description	Model	OEM
1	524016	wash arm	A500, A1080	10259
2	524017	wash and rinse arm	DA600, DS1200, F1201	12084
3	524444	rinse arm	A350, A500, A720, A900, A1080	10262



Item	Order	Description	Model	OEM
1	524064	wash jet	A350, A320	10398
2	524065	wash jet cap	A350, A500	10394
3	524066	wash jet cap	A720, A900, A1080	10399
4	524067	wash jet	A350 to A1080	10400



Item	Order	Description	Model	OEM
1	524068	wash arm end cap	A720, A900, A1080	10579
2	524069	wash arm O-ring	A1080	60052
3	510775	rinse elbow	A350, A500;	10389
4	510777	rinse jet inner	A720, A900,	10387
5	510778	rinse jet outer	A1080	10388



Item	Order	Description	Model	OEM
1	524057	wash arm end cap		12010
2	524058	wash arm gasket		60071
3	524062	rinse arm end cap	DS600, DS1200,	12013
4	524063	rinse arm gasket	CF50, CF76,	60060
5	524059	rinse jet	CF1000, F1201	12015
6	524060	gasket		60073
7	524061	rinse jet cap		12014



Item	Order	Description	Model	OEM
1	524087	lock nut	A350, A500, A720,	10459
2	524081	bush	A900, A1080	11351
3	524113	spindle	A350, A500	10491
4	524114	spindle	A720, A900, A1080	10490
5	524090	disc		10512
6	524115	spindle lower	A900, A1080	10582
7	524116	gasket	A900, A1080	10580
8	524117	disc	A900, A1080	60234
9	524118	screw	A900, A1080	60136




Item	Order	Description	Model	OEM
1	524095	lock nut		12020
2	524081	bush	CF50, CF70, CF1000,	11351
3	524097	pin	DS600, DS1200, F1201	12017
4	524098	locator		15547



Item	Order	Description	Model	OEM
1	524119	wash arm support	A350, A500	10246
2	524120	gasket	A350, A500	10450
3	524121	flange	A350, A500	10449, 11346
4	524122	wash arm support	A720	10247
5	524123	wash arm support	A900, A1080	10145
6	524124	gasket	A720, A900, A1080	10451
7	524125	flange		10452



Item	Order	Description	Model	OEM
1	524126	flange upper	A350, A500	10447
2	524127	flange upper	A720, A900, A1080	10448
3	524128	O-ring		60054



Item	Order	Description	Model	OEM
1	524194	basket turn table	B301 to B303	10455
2	524195	gasket		10510
3	524196	shaft		10407
4	524197	nut for rotary shaft		10457
5	524198	bearing bush		10461
6	524069	gasket		60052



Item	Order	Description	Model	OEM
1	524111	wash arm support	CF50, CF70, CF1000, DS1200, F1201	15030
2	524130	wash arm support lower	CF50, CF70	15019
3	524112	wash arm support lower	CF1000	15031
4	524108	gasket		60076

Various Softeners




Item	Order	Description	Model	OEM
1	530000	softener		10444



Item	Order	Description	Model	OEM
1	524109	wash arm support upper		12007
2	524110	wash arm support lower	DS400, DS410, DS600	12008
3	524108	gasket		60076

Salt tanks



Item	Order	Description	Model	OEM
1	510929	salt container		10370
2	524177	cap		11312
3	510898	gasket		11315
4	524178	nut		11313
5	510883	gasket		11314




Item	Order	Description	Model	OEM
1	524189	basket turn table		10454
2	524190	gasket		10509
3	524191	shaft	B101 to B203,	10406
4	524192	nut for rotary shaft	DS11 to DS203	10456
5	524193	bearing bush		10462
6	524069	gasket		60052



Item	Order	Description	Model	OEM
1	524179	hose fitting		12131
2	524180	screw connection		10553
3	524181	olive		10554
4	524182	hose connector		12021

A

Suitable for Adler




Item	Order	Description	Model	OEM
1	524183	gasket		60003
2	524184	O-ring		60072
3	524185	hose connector		15010



Item	Order	Description	Model	OEM
1	524186	connector		12040
2	524187	connector, 3 way		12076
3	524188	back flow restrictor		12135

Air traps




Item	Order	Description	Model	OEM
1	524174	air trap		10528
2	524175	gasket		60050
3	524176	drain seating nut		60212


Drain and filter systems




Item	Order	Description	Model	OEM
1	524132	drain plug	B101 to B203, DS11 to DS203, CF35 to CF40, CF235,	10275 11403 11918
2	524143	drain seating	DL240, Compact, B101F, B103, CF11, CF103	10346
3	524133	drain plug		10270
2	524143	drain seating	B40, B41	10361 10346
4	524145	gasket		60063
5	524146	nut		10430



Item	Order	Description	Model	OEM
1	524136	drain plug	B301, B303	10276
2	524137	drain plug	A350, A300	10277
3	524138	drain plug	A720, A900, A1080	10278
4	524139	drain plug pipe	CF50, CF70	15017
5	524147	drain seating		10347
6	524148	gasket		60055
7	524149	nut		10431




Item	Order	Description	Model	OEM
1	524150	drain filter	DS400, DS412	12022
2	524140	drain plug	DS600	12025
3	524151	discharge filter	DS400, DS412	15513
4	524152	discharge filter	DS600	12039
5	524153	gasket	DS400, DS412, DS600DP	60075
6	524154	drain seating		12024



Item	Order	Description	Model	OEM
1	524141	drain plug	CF1000, F1201	15035
2	524142	drain plug	DS1200	15013
3	524155	over flow system	DS1200	15610
4	524153	gasket		60075
5	524156	drain seating	DS600, CF100	12195



Item	Order	Description	Model	OEM
1	524157	filter	B40, B41, B101 to B203, DS11 to DS23, DS101 to DS203	10295
2	524158	lock nut	B40, B41, B103 to B203, DS11 to DS23, DS101 to DS203,	11998 60209
3	524159	pin	DS11 to DS23, DS101 to DS203,	10409
4	524160	drain fitting	DL240, CF35, CF40,	10344
5	524161	gasket	CF235	60064
6	524149	nut	DL240, B101F, B103F, CF35, CF40, CF235, Compact	10431
7	524162	filter		11404




Item	Order	Description	Model	OEM
1	524215	outlet hose	Compact, CF235	15791
2	524216	outlet hose	CF35	15565
3	524217	outlet hose	CF40, DL240	16003
4	524218	outlet hose	DS11 to DS13, DS101 to DS103, DSF11 to DSF103	15738
5	524219	outlet hose	DS21 to DS23, DS201 to DS203	15763




Item	Order	Description	Model	OEM
1	524164	filter		10296 10298
2	524158	lock nut	B301, B303 B303F, CF50, CF70,	11998
3	524165	drain fitting	A350, A500	10345
4	524166	gasket		60057
5	524149	nut		10432, 10431



Item	Order	Description	Model	OEM
1	524235	drain hose	Compact, CF235, DLC240	15792
2	524236	drain hose	CF35, CF40	15563
3	524237	drain hose	DS11 to DS203, DSF11 to DSF103	15739



Item	Order	Description	Model	OEM
1	524168	filter	A720, A900, A1080, CF1000, DS1200, F1201	10297
2	524169	drain fitting	DS600	12027
3	524170	nut	DS600	12028
4	524171	filter	DS400, D412	15514
5	524172	filter	DS600	12038
6	524173	filter	DS1200	15611

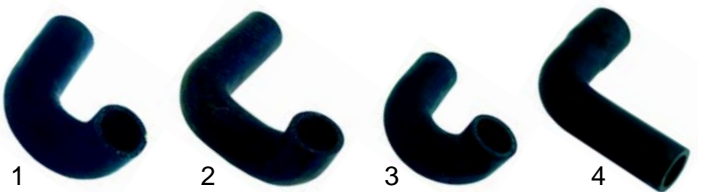


Item	Order	Description	Model	OEM
1	524204	inlet hose	B101, B102, B103, B101F, B103F, B201, B203, CF11, CF103	10542
2	524205	inlet hose	B301, B303, B303F	10543
3	524206	inlet hose	B40, B41	10549

Hoses




Item	Order	Description	Model	OEM
1	524200	inlet hose	Compact, CF235	15790
2	524201	inlet hose	CF35, DC240, CF40	15564
3	524203	inlet hose	DS11 to DS203, DSF11 to DSF103	15740




Item	Order	Description	Model	OEM
1	524220	outlet hose	B101, B102, B103, B101F, B103F, CF11, CF103	10530
2	524221	outlet hose	B201, B203	10531
3	524222	outlet hose	B301, B303, B303F	10532
4	524223	outlet hose	B40, B41	11300

A


Suitable for Adler




Item	Order	Description	Model	OEM
1	524238	drain hose	B101, B103, B203	10536
2	524239	drain hose	B103F, B201, B203, B40, B41	10537
3	524240	drain hose	B301, B303, B303F	10538




Item	Order	Description	Model	OEM
1	524241	drain hose	A350, A500, A720	10540
2	524242	drain hose	A900, A1080	10593
3	524243	drain hose	CF50	15632
4	524244	drain hose	DS600	12126



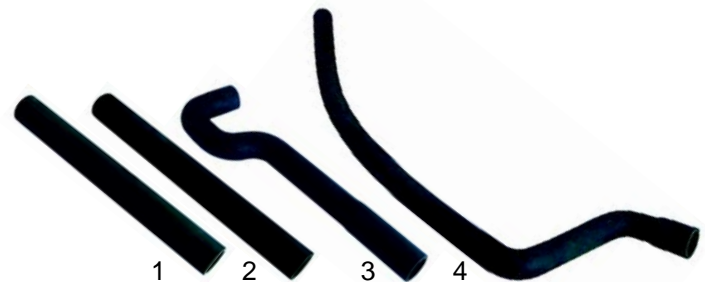
Item	Order	Description	Model	OEM
1	524207	inlet hose	A350, A500, CF50	10545
2	524208	inlet hose	A720, A900, A1080	10546
3	524209	inlet hose	DS400, DS412, DS600	12030



Item	Order	Description	Model	OEM
1	524210	inlet hose	CF70	15741
2	524211	inlet hose	CF1000, F1201	16000
3	524212	inlet hose	DS1200	15520



Item	Order	Description	Model	OEM
1	524224	outlet hose	A350, A500, DS600	10534
2	524225	outlet hose	A720, A1080	10535
3	524226	outlet hose	A900	11335
4	524208	outlet hose	CF	10546
5	524228	outlet hose	DS400, DS412	12127




Item	Order	Description	Model	OEM
1	524202	outlet hose	CF70	15742
2	524227	outlet hose	CF1000	16001
3	524213	outlet hose/ lower	DS1200, F1201	15589
4	524214	outlet hose/ upper	DS1200, F1201	15522



Item	Order	Description	Model	OEM
1	524245	drain hose	CF70, CF1000, DS1200, F1201	15588
2	524250	outflow fitting	DL240, DS11 to DS600, DSF11 to DSF103, B100 to B203, B40, B41, B103F, CF103	10349
3	524251	outflow fitting	B301 to B303, B303F, CF70	10350
4	524252	outflow fitting	A350 to A1080, CF50, CF1000, DS1200, F1201,	10351


Door components



Item	Order	Description	Model	OEM
1	524255	drain hose	B40, B41, B100 to B203, B103F, CF11, CF103, DS400, DS600	60562
2	524256	drain hose	B301, B303, B303F, CF50, CF70, CF1000, DS1200, F1201	60561
3	524257	drain hose	Compact, CF235, CF35, CF40, CF50DP, DL240, DS11 to DS203, DS412, DSF11 to DSF103	60556




Item	Order	Description	Model	OEM
1	524280	door pin	B101 to B103	10485
2	524281	door pin	B201 to B303	10486
3	524282	door pin	B101F, B103F, CF11, CF103	11498
4	524283	door pin	B303F	11490
5	524284	circlip		60251
6	524285	spacer	B101 to B103	10439
7	524298	spacer	B101F to B103F, CF11, CF103	11353



Item	Order	Description	Model	OEM
1	524260	inlet hose/ drain pump	CF35	15601
2	524261	inlet hose/ drain pump	CF40, DL240	16023
3	524262	outlet hose/ drain pump	CF50	15634
4	524263	inlet hose/ drain pump	DS400, DS600	12035



Item	Order	Description	Model	OEM
1	524286	door plate left	B40, B41, A350, A500, A720, CF50, CF70, DS600	10421
2	524287	door plate right		10598
3	524288	door pin	B40, B4	10608
4	524289	spacer	B40, B4	10609
5	524290	door pin	A350, A500, A720	10488
6	524291	spacer	A350, A500, A720	10438 12047
7	524292	door pin	DS400, H10	15006
8	524289	spacer	DS400, H10	10609
9	524293	door pin	DS600	12042
10	524291	spacer	DS600	10438 12047
11	524295	spring left	CF50, CF70	16257
11	524296	spring right	CF50, CF70	16256




Item	Order	Description	Model	OEM
1	524266	outlet hose/ drain pump	CF35	12034
2	524267	outlet hose/ drain pump	CF40	16022
3	524268	inlet hose/ drain pump	CF50	15633
4	524269	outlet hose/ drain pump	DS400, DS600	12036

Suitable for Adler



Item	Order	Description	Model	OEM
1	524297	door plate	Compact, C35, C40,	15562
2	524292	door pin	DL240, CF235,	15006
3	524291	spacer	DS 11 to DS23, DS101	10438
4	524289	spacer	to DS203, DSF 11to DSF103	10609



Item	Order	Description	Model	OEM
1	524301	handle	B101 to B103, B101F to B103F	10280
1	524302	handle	B201 to B203	10281
1	524303	handle	B301 to B303	10282
1	524305	handle	B303F	10279
1	524306	handle	B40, B41	10289
1	524307	handle	A350	10290
1	524308	handle	CF103, CF11	10291
1	524309	handle	A500, A720, CF70	10284
1	524310	handle	CF35, DS1__, DSF1__	15561
1	524311	handle	CF40, DS2__	15669
1	524312	handle	DS4__	12184
1	524313	handle	DS6__	12043
1	524314	handle	CF50	15903
2	524315	end cap left		10523
3	524316	end cap right	all types	10565




Item	Order	Description	Model	OEM
1	524430	door pin	CF70	15021
2	524431	teflon disc	CF70	15022
3	524432	end pin	CF70	15023
4	560133	nut M6/*PU = 20 pieces	CF70	60208

* PU = packaging unit



Item	Order	Description	Model	OEM
1	524320	bush		10414
2	524321	ball		60255
3	524322	spring	B100 to B303F, CF11, CF103	10476
4	524323	O-ring		60061
5	524324	nut		10423



Item	Order	Description	Model	OEM
1	524325	door catch (female)	B40, B41, A350,	10515
2	524326	door catch locking nut	A500, A720	10435
3	524327	door catch body		12054
4	524328	support	Compact, CF to CF70,	12053
5	524329	spring	CF235,	12052
6	524330	bush	DS11 to 203,	12051
7	524331	door catch (male)	DS400 to DS600,	12050
8	524332	catch	DSF11 to DSF103	12049



Item	Order	Description	Model	OEM
1	524340	actuator compl.	B1__	10225
2	524341	actuator compl.	B2__	10227
3	524342	actuator compl.	B3__	10228
4	524343	actuator compl.	B100 to B300F, CF11, CF103	11380



Item	Order	Description	Model	OEM
1	524344	bush		10415
2	524345	gasket		60012
3	524326	nut	B40, B41, Compact, CF35, CF70, CF235,	10435
4	524346	ball (Nylon)	DS__, DSF__,	60258
5	524347	actuator	A350 to A720	10489
6	524348	spring		10470
7	524349	bush (nut)		10458

Hood components



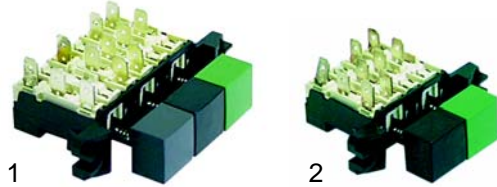
Item	Order	Description	Model	OEM
1	524350	handle plate	A1080	10572
2	524351	handle plate	CF1000, DS1206, F1201	15620
3	524352	handle roller	A1080, CF1000, DS1200, F1201	10567
4	524353	spindle bolt		10586




Item	Order	Description	Model	OEM
1	524354	spring guide	CF1000, DS1200, F1201	11525
2	524355	spring	A1080, CF1000, DS1200, F1201	10563

Electrical components


Switches




Item	Order	Description	Model	OEM
1	345029	switch unit (3) button	B100, B101, B201, B101F, B301, B40, CF11, CF70, DS11, DS101, DS412, DSF11, DSF103, DS21, DS201, B102, B103, B103F, B203, B303F, B41, A350, CF35, CF40, DS400, CF50, CF103, DS13, DS103, DSF13, DSF103, DS23, DS203,	20064
2	345028	switch unit (2) button		20065



Item	Order	Description	Model	OEM
1	345413	switch unit (4)	A500, DS600	20062
2	345414	switch unit (5)	DS600	20150
3	345415	switch unit (3)	A720, A500, A1080, CF1000, DS1200, F1201	20063



Item	Order	Description	Model	OEM
1	345419	cradle switch	Compact, CF235	20528
2	345420	push button compl.	Compact, CF11, CS235	20519 20037
3	359130	signal element	Compact, CF235	20042
4	359067	lens indicator	Compact, CF235	20010



Item	Order	Description	Model	OEM
1	345425	micro switch	B100 to B303F, CF11, CF103, F1201, A500, A1080, CF1000, DS1200	20034
2	345426	micro switch	Compact, CF235, CF35 to CF70, B40, B41, A350 to A720, DS11 to DS203, DSF11 to DSF103, DS400 to DS600	20035

Timers




Item	Order	Description	Model	OEM
1	360021	timer (2min.)	DL240, DS11 to DS203, DSF101 to DSF103, B100 to B203, Compact, CF11, CF235, CF35, CF40, CF103	20102
2	360022	timer (2min.)	B301, B303, B303F, DS400, DS412, B40, B41	20103
3	360027	timer (2min.)	CF50, CF70, CF1000, F1201, DS600, A350 to A1080	20095

A

Suitable for Adler

Suitable for Adler



Item	Order	Description	Model	OEM
1	360094	timer	DS1200	20559
2	360026	regeneration timer		20101
3	360095	timer	A1200	20540
4	110156	knob	B__, A__	10551

Pressure switches




Item	Order	Description	Model	OEM
1	541132	40/18	B100 to B203, Compact, CF11, CF235, CF35, CF40, CF103, DL240,	20053
2	541133	60/25	DS11 to DS23, DS101 to DS203, DSF11 to DSF103, B301 to B303	20057
3	541134	60/25	B303F, B40, B41, CF50, CF70	20058




Item	Order	Description	Model	OEM
1	541135	115/40	A720, A500, A1080, CF1000, F1201	20059
2	541136	100/18	DS400, DS401, DS410, DS412, DS600	20192
3	541137	155/40	DS1200, DS2000	20525

Thermostats



Item	Order	Description	Model	OEM
1	390415	tank, 60 °C	B100 to B303, B303F, CF11 to CF35, CF40, CF50, CF70, CF103, CF1000, DS11 to DS203, DS400, DS600, A350 to A1080	20110 20111
2	390416	boiler	CF103, CF1000, DS11 to DS203, DS400, DS600, A350 to A1080	20119 20120 20114
3	390417	boiler	CF103, CF235, B303, A900, A1080	20587 20596



Item	Order	Description	Model	OEM
1	390423	safety thermostat		20198
2	390424	safety thermostat		20503

Thermostat pocket




Item	Order	Description	Model	OEM
1	550443	thermostat pocket		10342 10340

Relays/ Contactors



Item	Order	Description	Model	OEM
1	380204	contactor	B303, B303F, CF70, CF1000, DS600, DS1200, F1201, A500, A108	20105 20104
2	380471	relay	Compact, CF11, CF35, DS11 to DS203, DSF11 to DSF103, A500	20067
3	380213	contactor	Compact, CF50, DS11 to 203, DSF11 to DSF103, DS412	20538




Item	Order	Description	Model	OEM
1	380474	relay	A350	20068

Connector blocks




Item	Order	Description	Model	OEM
1	550451	connector block		20045

Solenoid valves




Item	Order	Description	Model	OEM
1	370176	single	CF35, CF40	20006
1	370017	single		20007
2	370019	double	B100 to B303, CF35, CF40	20008 20016
2	370178	double		20160

Dosing pumps



Item	Order	Description	Model	OEM
1	361016	diaphragm pump	B100 to B303F, B40, B41, CF11, CF103, DS11 to DS203, DSF11 to DSF103,	20003
2	361015	diaphragm pump	Compact, CF35 to CF70, CF235, CF1000, DS400	20199



Item	Order	Description	Model	OEM
1	361022	dosing pump, G20		20588 20128
2	360243	dosing pump		20545



Item	Order	Description	Model	OEM
1	361288	dosing pump, 1,4 l/min.		20571
2	361289	dosing pump, 2,4 l/min.		20572



Item	Order	Description	Model	OEM
1	361062	filter		10446
2	361229	weight		10484
3	361058	filter, weight & NRV		11566
4	361064	injector		10365
5	361270	chemical feed elbow s/s		20552



Item	Order	Description	Model	OEM
1	361255	rinse aid container compl.		10371 11324
2	361256	rinse aid container compl.		10368




Item	Order	Description	Model	OEM
1	510296	membrane		10562
2	510298	non return valve		40044
3	361132	membrane		40147

Heating elements



Item	Order	Description	Model	OEM
1	415185	tank, 2000W/230V	DSF11 to DSF103, DL240, DS11 to DS203, B100 to B303F, B40, B41, CF11, CF103, CF35, CF40	20070
2	415909	tank, 2000W/230V	Compact, CF235	20556
3	415187	tank, 2800W/230V	CF50, DS600, A350, A500	20088

Suitable for Adler



Item	Order	Description	Model	OEM
1	415186	tank, 4000W/230-400 V	CF70, CF1000, DS1200, A720 to A1080, F1201	20075
2	416022	tank, 2000W/230V	DS400, DS401, DS410	20504
3	415188	boiler, 2400W/230V	Compact, CF11, CF35, CF40, CF103, CF235, DL240, DS400, DS401, DS410, DS412, B101 to B203, B40, B41	20069



Item	Order	Description	Model	OEM
1	415189	boiler, 2800W/230V	B301 to B303, CF50, DS600	20072
2	415190	boiler, 6000W/230V	CF50, CF70, DS600	20080
3	416023	boiler, 9000W	CF1000, DS1200, F1201	20084
4	416024	boiler, 6000W/230V	A1080	20083

Heating element - accessories



Item	Order	Description	Model	OEM
1	510404	gasket, 1"		60005
2	520233	nut, 1"		10426
1	510406	gasket, 1½"		60010
2	520212	nut, 1½"		10433



Item	Order	Description	Model	OEM
1	521124	gasket/ boiler heating elements		60009
2	550444	cap/ boiler heating elements		10417

Boilers




Item	Order	Description	Model	OEM
1	524360	boiler	B100 to B103F, CF11, CF103	10125
2	524361	boiler	B201 to B203	10126
3	524362	boiler	B301 to B303F	10127



Item	Order	Description	Model	OEM
1	524363	boiler	B40, B41	10131
2	524364	boiler	A350, A500, A720	10129
3	524365	boiler	A900, A1080	10130



Item	Order	Description	Model	OEM
1	524366	boiler	DS11 to DS13, DSF11 to DSF103, DS101 to DS103	15719
2	524367	boiler	DS21 to DS23, DS201 to DS203	15734



Item	Order	Description	Model	OEM
1	524368	boiler	Compact, CF235	15795
2	524369	boiler	CF35	15549
3	524370	boiler	CF40, DL240	15595



Item	Order	Description	Model	OEM
1	524371	boiler	CF50, CF70	15585
2	524372	boiler	CF1000, DS1200, F1201	15548 15697



Item	Order	Description	Model	OEM
1	524373	boiler	DS400, DS401, DS402, DS412	15515
2	524374	boiler	DS600	12064

Pumps

Drain pumps




Item	Order	Description	Model	OEM
1	500280	drain pump	DS400DP, DS600DP, DL240DP, CF35DP, CF40DP	40093
2	500281	drain pump	CF50DP	40023
3	500282	drain pump	DS400	40099



Item	Order	Description	Model	OEM
1	500283	drain pump	universal	40024
2	500284	filter	universal	

Wash pumps



Item	Order	Description	Model	OEM
1	500259	0,1HP, FIR2212A	Compact, CF235	40244
2	500260	0,3HP, FIR1268A	CF11 to CF103, DSF11 to DSF103	40206 40003
3	500261	0,25HP, FIR1267A	CF35	40227
4	500262	0,3HP, FIR1268A	CF40, DL240	40259




Item	Order	Description	Model	OEM
1	500263	0,75HP, FIR2265A	CF50	40233
2	500264	0,75HP, FIR4217A, 230V to 400V	CF70, DS1200, F1201	40228
3	500266	1HP, FIR4217A	CF1000	40254



Item	Order	Description	Model	OEM
1	500267	0,25HP, FIR1267/A	B101 to B203, DS11 to DS13, DS101 to DS103	40204 40004 40001
2	500268	0,5HP, FIR1272/A	DS21 to DS23, DS201, DS203	40208
3	500269	0,75HP, FIR2265A	DS600	40224



Item	Order	Description	Model	OEM
1	500252	0,75HP, FIR1270	B301 b. B303, B303F, DS400 to DS412	40006
2	500254	0,5HP, FIR1266/A	B40, B41	40016
3	500256	0,75HP, FIR1270	A350, A500, DS400	40008 40010



Item	Order	Description	Model	OEM
1	500257	1,2HP, FIR1295	A720, A500	40009
2	500258	2HP, FIR1204	A1080	40015

A

Suitable for Adler



Pumps		1 Impellor		2 Mechanical seal		3 Housing gasket		4 Pump cover		5 Capacitor	
Order	OEM	Order	OEM	Order	OEM	Order	OEM	Order	OEM	Order	OEM
500252	40006	521210	40078	510692	40030	521702	40113	521504	40082	365014	
500254	40016	521210	40078	510692	40030	521702	40113	521509	40082	365014	
500256	40008	521210	40078	510692	40030	521702	40113	521508	40083	365014	
500257	40009	510520	40083	510693	40031	510551	40114	521502	40077	-	
500258	40015	521218	40084	510693	40031	510551	40114	510531	40079	-	
500259	40244	521201	40250	510695	40029	509002	40252	510510	40251	365017	
500260	40206	510609	40211	510702	40219	521701	40112	521501	40081	365015	
500261	40227	510605	40210	510702	40219	521701	40112	521503	40241	365015	
500262	40259	510609	40211	510702	40219	521701	40112	521503	40241	365015	
500263	40233	510600	40237	510692	40030	521702	40113	521505	40083	365021	
500264	40228	510610	40238	510692	40030	521702	40113	521506	40239	-	
500266	40254	521263	40264	510692	40030	521702	40113	521506	40239	-	
500267	40204	510605	40210	510702	40219	521701	40112	521501	40081	365015	
500268	40208	510605	40210	510702	40219	521701	40112	521501	40081	365014	
500269	40224	510600	40237	510692	40030	521702	40113	521508	40083		